

☰ Warranty

5 years warranty for original purchaser of LED product that is identified on seller's invoice reflecting its original purchase (the "Product").

1. In order to make a warranty claim, you must notify seller in writing within sixty(60) days after your discovery of the defect, provide proof of purchase such as the invoice and comply with seller's other warranty requirements. Upon receiving that notice, to ascertain why fixtures stop working, evidences would be needed for seller's QC Team to analyze. Seller may require you to promptly return the Product to Seller when necessary, freight prepaid.

2. The determination of whether the Product is defective shall be made by Seller in its sole discretion with consideration given to the over all performance of the Product.

3. If seller determines the Product is defective, Seller will elect, in its sole discretion, repair the Product or replace the Product. Seller reserves the right to utilize new, reconditioned, refurbished, repaired or remanufactured products or parts in the warranty repair or replacement process. Such products and parts will be comparable in function and performance to an original product or part, as determined by Seller in its sole discretion, and warranted for the remainder of the original warranty period. However, cost of labor and equipment to remove the defective product and install a repaired or a replacement Product at the end-user facility are excluded. Supplier's aggregate liability with respect to a defective product shall in any event be limited to the money paid to buyer for that defective product.

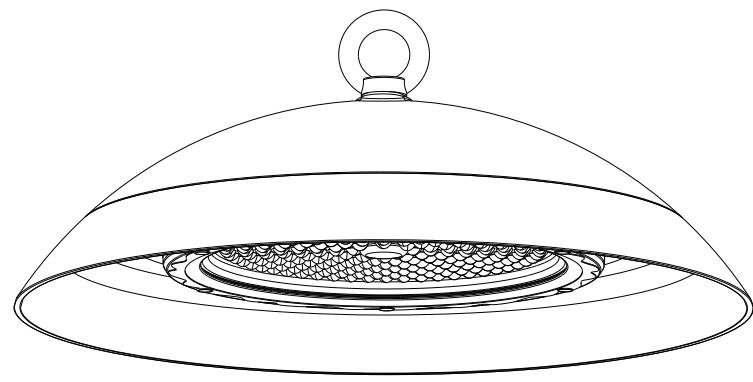

The following circumstances will not be warranted:

1. Damage caused by force majeure such as war, riots, sabotage, cyclones, earthquakes, tidal waves, flooding, lightning strikes, explosions, fire, flood, etc.
2. Damage caused by user's improper delivery, defects caused by wrong operation, wrong treatment and destruction of machinery.
3. Dismantling or modification or improper maintenance or repairing of the products without the supplier's authorization.
4. Damage caused by buyer or installer using bad quality cable or other mismatching electronic parts.
5. This warranty is invalid if the product is not used for the purpose for which is originally designed. Any disputes occurred shall be applied to the laws and regulations of P.R.C.

The seller has the sole right to interpret and amend the above articles.

LED High Bay Light

Instruction Manual



100W/120W/150W/200W



Reminder

We appreciate your purchase!
Please read the instruction manual before installation and keep it for future reference.



Warning

- To avoid damage, falling, electric shock or fire, please do not modify the lamp or replace accessories without confirming with the supplier first.
- Please authorize only qualified personnel to install the lamp and ensure they follow the instruction manual. Any improper installation might cause falling, electric shock, fire, or other injury, damage or hazard.
- Please disconnect power before installation or any maintenance of the lamp.
- Please disconnect power if it begins to smoke or emit odors, since fire or electric shock may occur. Ask qualified person to inspect and maintain the luminaire.
- Please do not dismantle the lamp without the supplier's authorization.
- Please do not touch the power supply when the lamp is operating.
- If the external flexible cable or cord of the luminaire is damaged, it should only be replaced by the supplier, a service agent or qualified person.
- Terminal block not included. Installation may require advice from a qualified person.
- The light source contained in this luminaire shall only be replaced by the manufacturer or his service agent or a similar qualified person.
- Only to be installed outside arms reach.
- For use in environments where an accumulation of non-conductive dust on the luminaire may be expected.
- Mounting heights of lights not higher than 30m.



Caution risk of electric shock



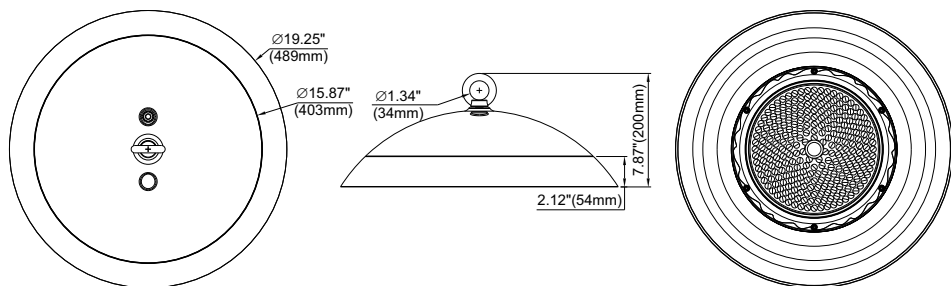
Technical Parameters

Product Specifications	100W	120W	150W	200W
Input Voltage	AC100-277V / AC277-480V			
Power Frequency	50 / 60Hz			
Outlook Dimensions	Nomal	Ø489x200mm(Ø19.25"x7.87")		
	Sensor	489 x 200mm(17.25"x7.87")		
Luminaire Net Weight	Nomal	7.2±0.3kg (15.87±0.66Lbs)		
	Sensor	8.1±0.3kg(17.86±0.66Lbs)		
Working Temperature	Nomal	-30°C to +50°C(-22°F to +122°F)		
	Sensor	0°C to +50°C(32°F to +122°F)		
Storing Temperature	-40°C to +70°C(-40°F to +158°F)			



Installation Instructions

Loop hanging installation



Ceiling installation

